
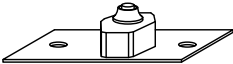
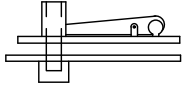
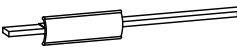
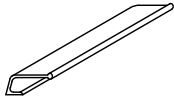








DOOR HARDWARE PUSH - PULLS

A19

PART	PART NO.	DESCRIPTION	FINISH		
			CLEAR ANODIZED	BRONZE ANODIZED	
	30RD	CONCEALED OVERHEAD CLOSER C/W SIDE LOAD ARM AND BOTTOM CENTRE PIVOT			
	8853				
	2480	WALKING BEAM PIVOT			
	D1	DESA STANDARD 3/4" X 3/4" PUSH BAR C/W PUSHPLATE			
	D2	DESA STANDARD 11" PULL HANDLE			
	1180-2	12" OFFSET HANDLE 1" DIAMETER			
	5033-2	1" DIAMETER "D" PUSH BAR			
	D1-PP	DESA STANDARD 11" PUSH PLATE			
	D1-PB	DESA STANDARD 3/4" X 3/4" PUSH BAR			