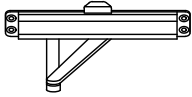



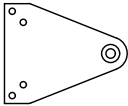
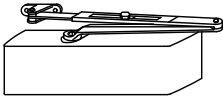

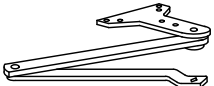
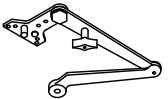
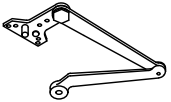
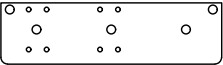
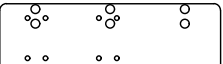
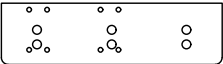
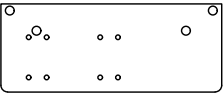




DOOR HARDWARE CLOSERS

A17

PART	PART NO.	DESCRIPTION	FINISH		
			CLEAR ANODIZED	BRONZE ANODIZED	
	5400	CLOSER WITH AJUSTABLE POWER RANGE NON HANDED			
	DP-TJ	DROP PLATE FOR PARALLEL ARM MOUNTING			
	DP-TJN	NARROW DROP PLATE FOR FRAME MOUNTING			
	5400-EXT	ARM EXTENSION FOR 5400 CLOSER			
	5400-PB	PARALLEL ARM BRACKET FOR 5400 CLOSER			
	4040	GRADE 1 SIZE ADJUSTABLE DOOR CLOSER C / W PARALLEL ARM BRACKET			
	4040-3049	HOLD OPEN ARM WITH ADJUSTABLE SHOE NON- HANDED STANDARD OR TOP JAMB INSTALLATION			
	4040-3077 EDA	PARALLEL ARM FOR HEAVY DUTY APPLICATIONS NON-HANDED			
	4040HC	ARM SUPPLIED WITH 4040HC			
	4040CNS	ARM SUPPLIED WITH 4040CNS			
	4040-18	4040 SERIES DROP PLATE FOR PULL SIDE NARROW STILE			
	4040-18G	4040 SERIES DROP PLATE FOR NO TRANSOM			
	4040-18J	4040 SERIES DROP PLATE FOR TRANSOM			
	4040-18PA	4040 SERIES DROP PLATE FOR PARALLEL ARM			

Clearly Exceptional

Providing innovative solutions that meet client needs | desa.ca